
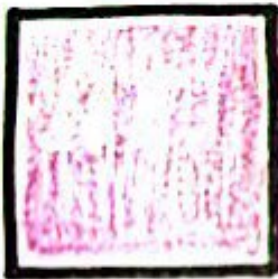





5/4/19

20



Handwritten signature and date '5/4/19' with a red arrow pointing from the signature towards the right-side artwork.


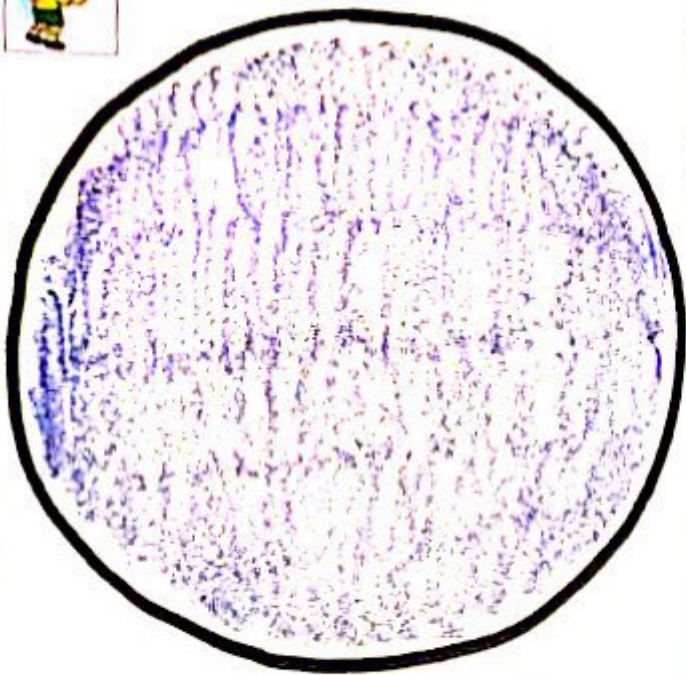
COLOURING WITH CRAYONS: Apply crayon colour gently over the paper to get the smoother effect

Date

(Class-LKG)

Teacher's Signature.....



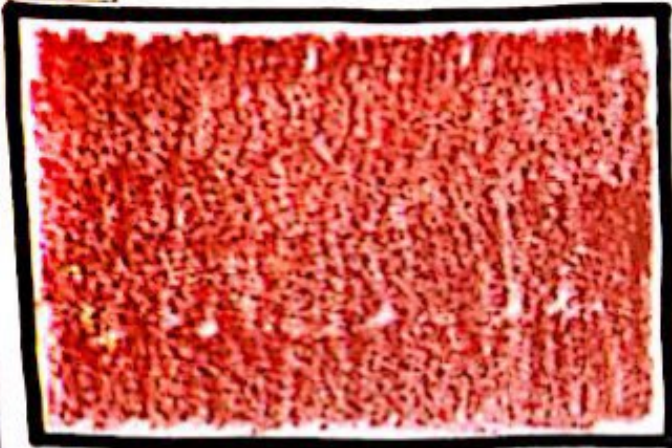
H.W.





5/7/19

100.







19/12

Date






23/4/19

cew-



23/4/19







~~use green~~
~~11/08~~

use green

Shahin



How



?

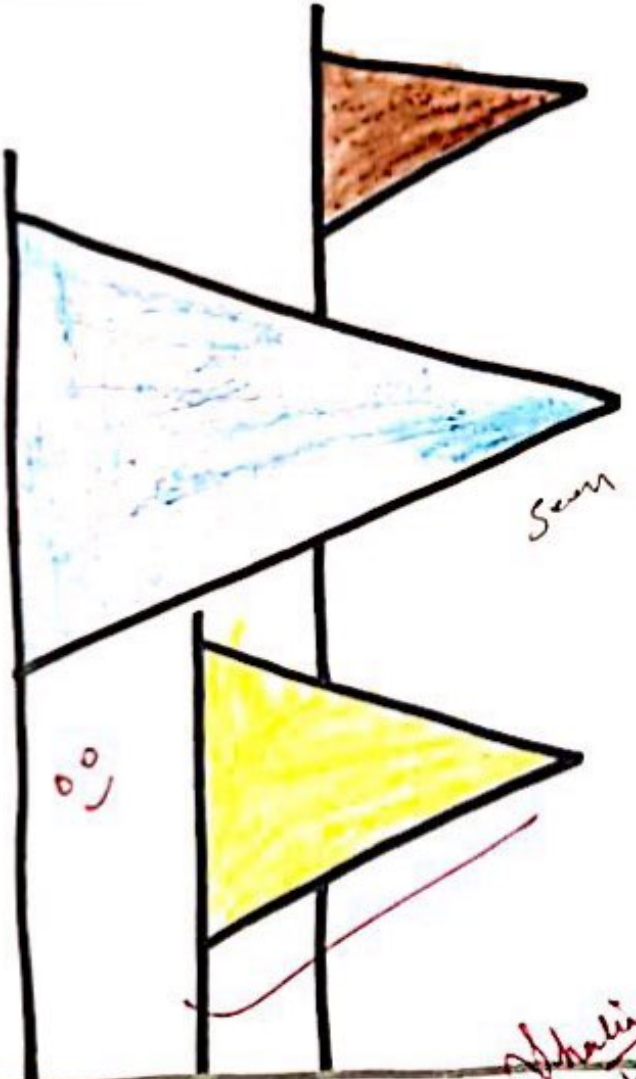

complete
it

late
work

oo

Shubh

12/7/2022





Sam

Teacher's Signature

Shalin
12/7/22



Class
24/09



use purple.


Abhishek
24/09



How



Practice for colouring.



Uw

Phalita

Teacher's Signature